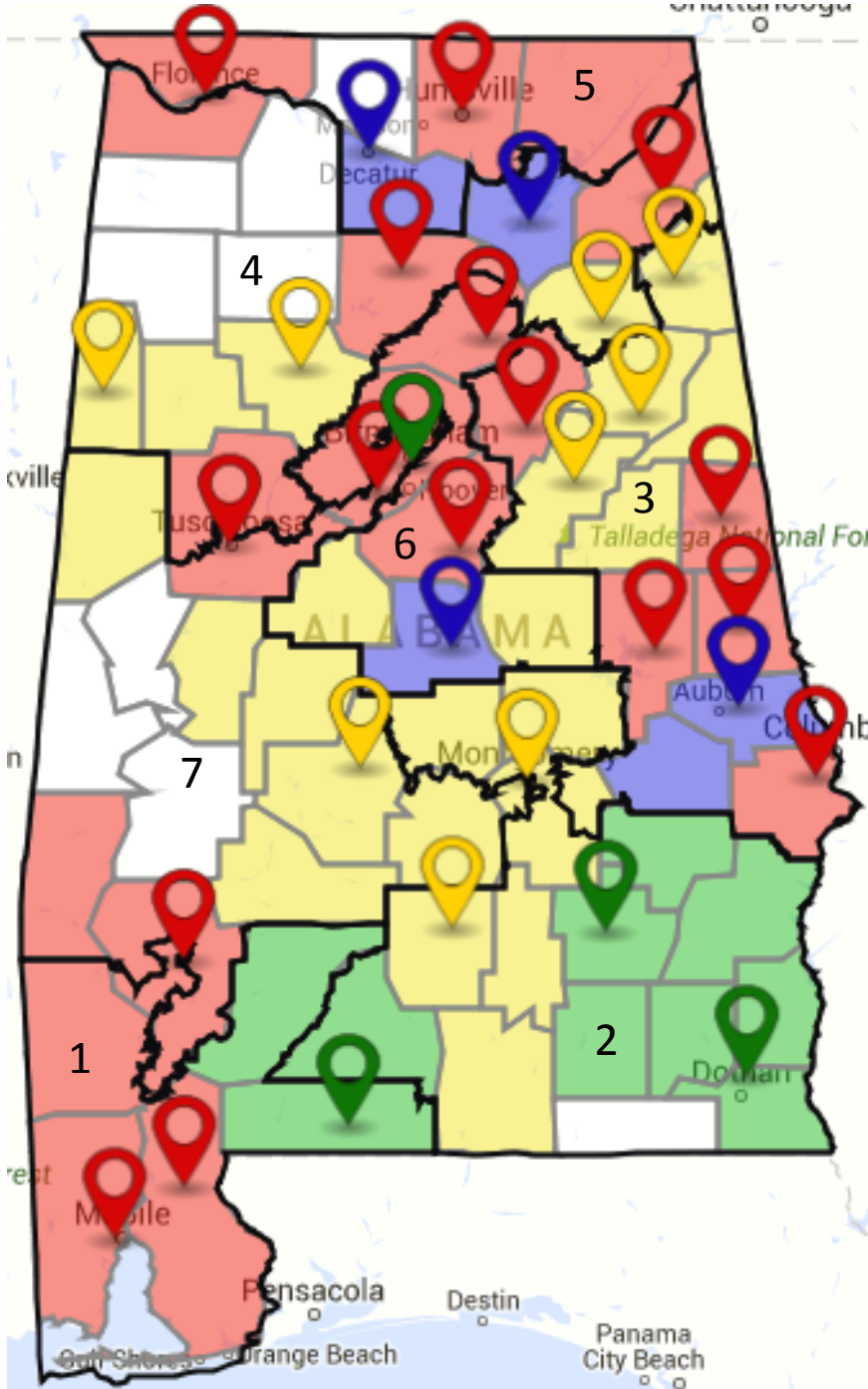






Alabama Children's Advocacy Centers





CAC Locations, Coverage Areas by NCA Membership Status Level, Congressional Districts



National Children's Alliance Membership Status

-  Accredited Member
-  Associate/Developing Member
-  Affiliate Member
-  Non-Member CAC/MDT

 # Congressional District

-  County Served by an Accredited CAC
-  County Served by an Associate/Developing CAC
-  County Served by an Affiliate CAC
-  County Served by a Non-Member CAC/MDT



52% of Counties (35 of 67)
Covered by NCA Member CACs
 30% (20) Accredited
 8% (5) Associate/Developing
 15% (10) Affiliate
 Additional 34% (23) Covered by Non-Member CACs

