









Indiana Children's Advocacy Centers

CAC Locations, Coverage Areas by NCA Membership Status Level, Congressional Districts

National Children's Alliance Membership Status

-  Accredited Member
-  Associate/Developing Member
-  Affiliate Member
-  Non-Member CAC/MDT

 # Congressional District

-  County Served by an Accredited CAC
-  County Served by an Associate/Developing CAC
-  County Served by an Affiliate CAC
-  County Served by a Non-Member CAC/MDT



39% (36 of 92) of Counties Covered By NCA Member CACs

- 12% (11) Accredited
- 16% (15) Associate/Dev
- 11% (10) Affiliate

Additional 24% (22) Covered by Non-Member CACs

