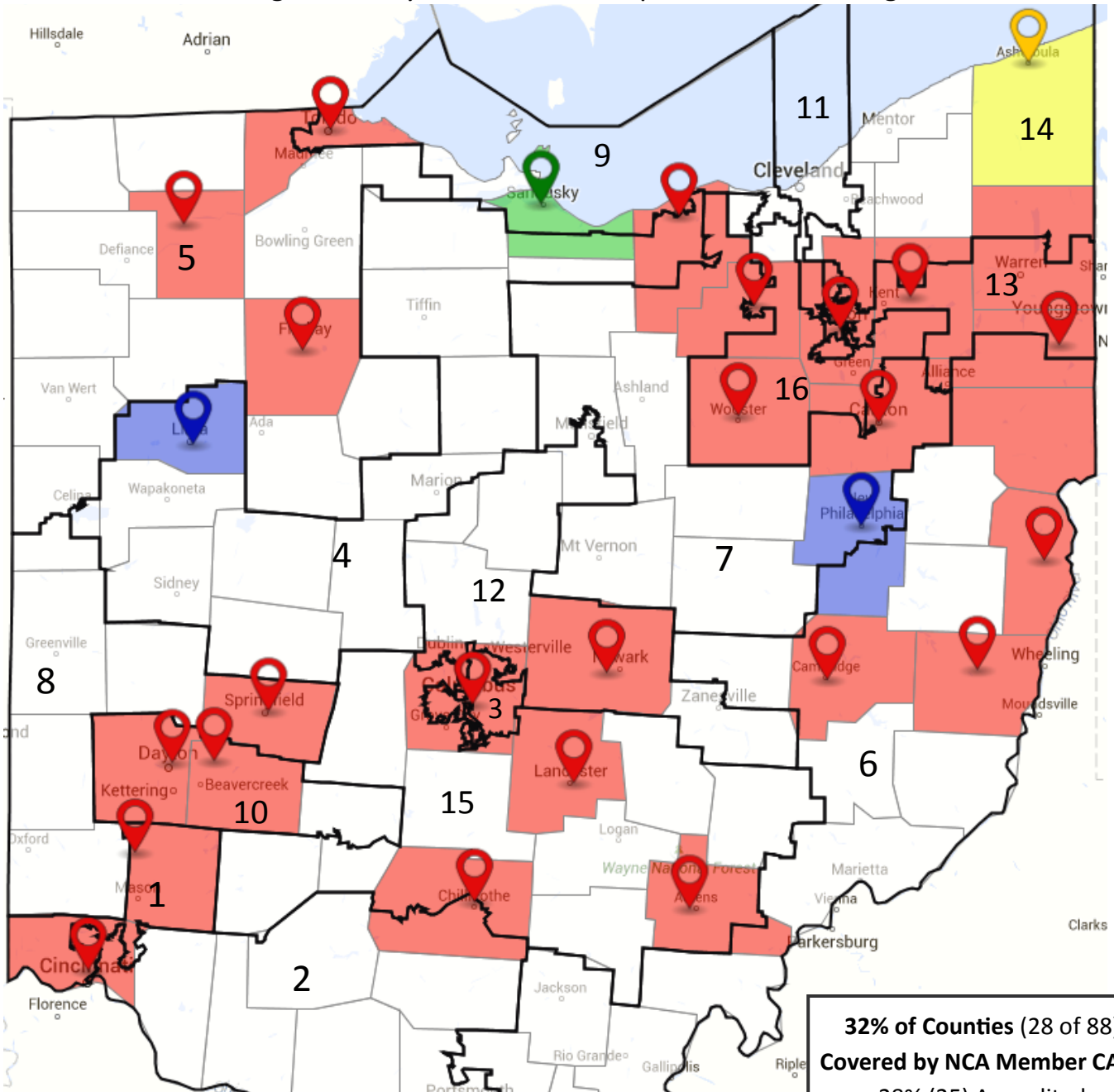










Ohio Children's Advocacy Centers

CAC Locations, Coverage Areas by NCA Membership Status Level, Congressional Districts



32% of Counties (28 of 88)
Covered by NCA Member CACs
 28% (25) Accredited
 2% (2) Associate/Developing
 1% (1) Affiliate
 [1% (1) Covered by a Non-Member]

National Children's Alliance Membership Status

-  Accredited Member
-  Associate/Developing Member
-  Affiliate Member
-  Non-Member CAC/MDT
-  County Served by an Accredited CAC
-  County Served by an Associate/Developing CAC
-  County Served by an Affiliate CAC
-  County Served by a Non-Member CAC/MDT

