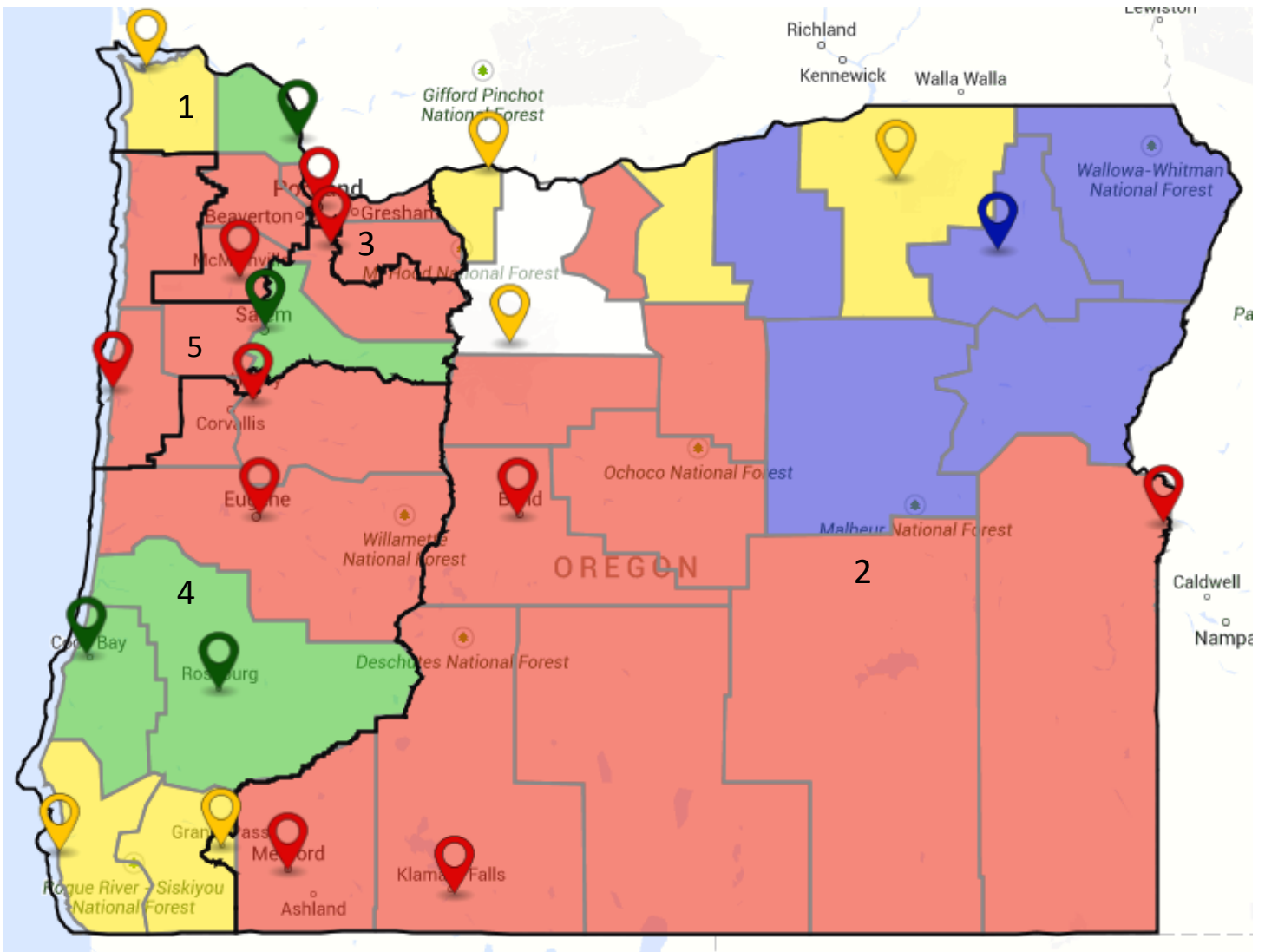










Oregon Children's Advocacy Centers

CAC Locations, Coverage Areas by NCA Membership Status Level, Congressional Districts



81% of Counties (29 of 36)
Covered by NCA Member CACs
 56% (20) Accredited
 14% (5) Associate/Dev
 11% (4) Affiliate
 Additional 17% (6) Covered by Non-Member CACs

National Children's Alliance Membership Status

-  Accredited Member
-  Associate/Developing Member
-  Affiliate Member
-  Non-Member CAC/MDT
-  County Served by an Accredited CAC
-  County Served by an Associate/Developing CAC
-  County Served by an Affiliate CAC
-  County Served by a Non-Member CAC/MDT

Congressional District

