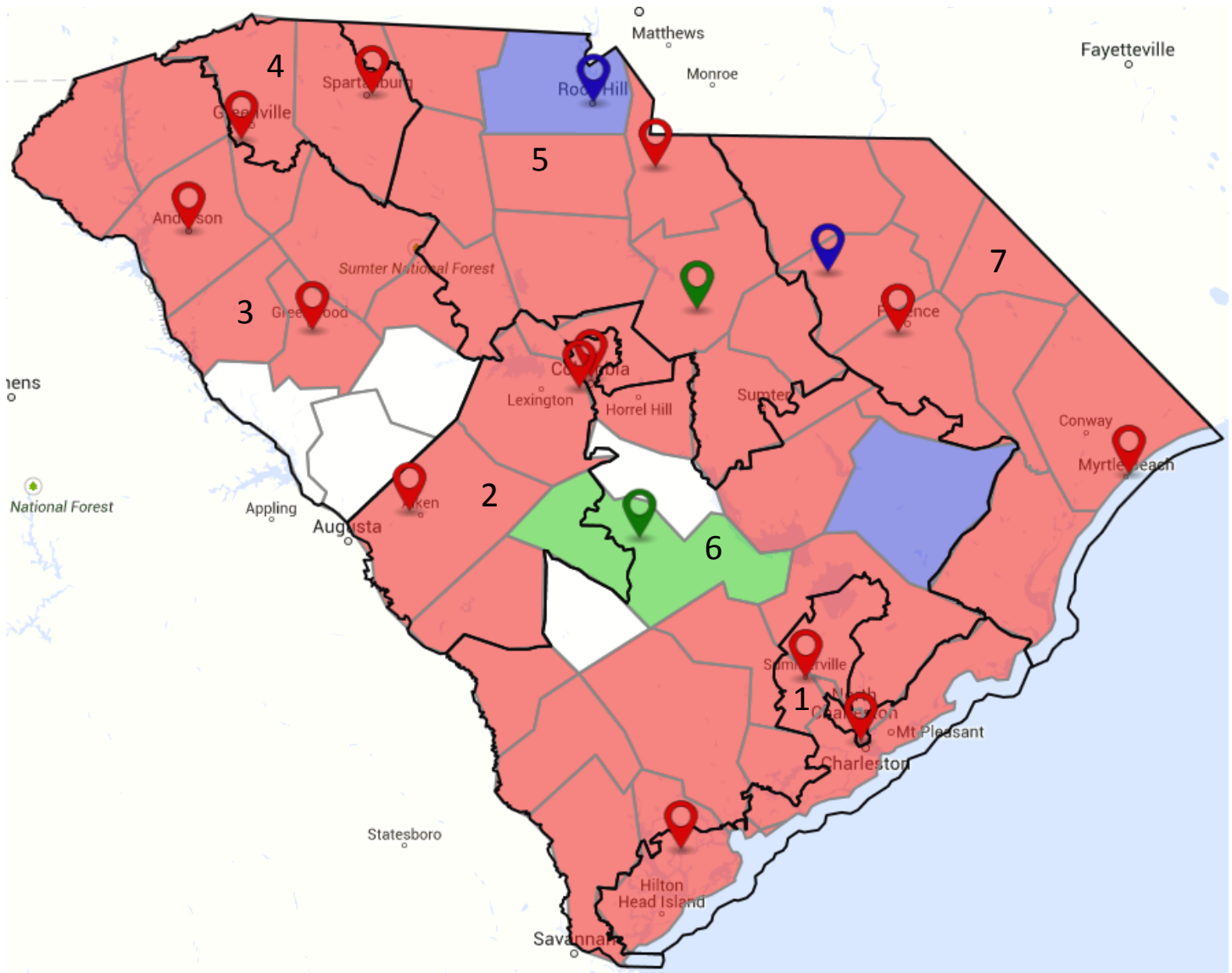








# South Carolina Children's Advocacy Centers

CAC Locations, Coverage Areas by NCA Membership Status Level, Congressional Districts



## National Children's Alliance Membership Status

- |   |                             |   |  |
|---|-----------------------------|---|--|
|  | Accredited Member           |  | County Served by an Accredited CAC           |
|  | Associate/Developing Member |  | County Served by an Associate/Developing CAC |
|  | Affiliate Member            |  | County Served by an Affiliate CAC            |

**89% of Counties (41 of 46)  
Covered by NCA Member CACs**  
 83% (38) Accredited  
 4% (2) Associate/Dev  
 2% (1) Affiliate

# Congressional District



NATIONAL CHILDREN'S ALLIANCE®



South Carolina Network  
OF  
**CHILDREN'S  
ADVOCACY CENTERS**