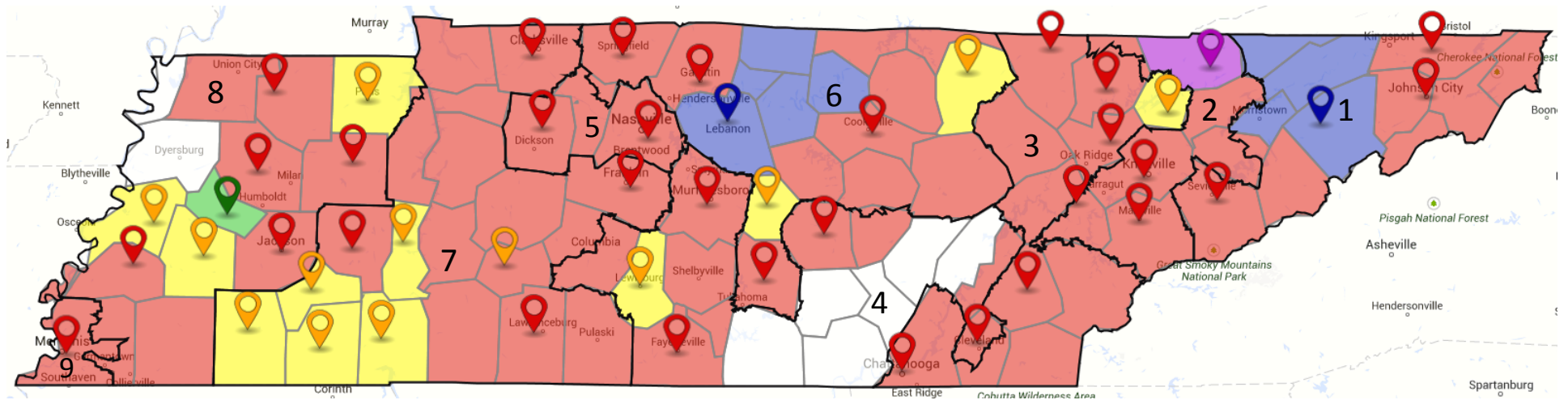












Tennessee Children's Advocacy Centers

CAC Locations, Coverage Areas by NCA Membership Status Level, Congressional Districts



National Children's Alliance Membership Status

- | | | | |
|---|-----------------------------|---|--|
|  | Accredited Member |  | County Served by an Accredited CAC |
|  | NCA Satellite Member |  | County Served by a Satellite Member CAC |
|  | Associate/Developing Member |  | County Served by an Associate/Developing CAC |
|  | Affiliate Member |  | County Served by an Affiliate CAC |
|  | Non-Member CAC/MDT |  | County Served by a Non-Member CAC/MDT |

Congressional District

79% of Counties (75 of 95) Covered by NCA Member CACs

- 67% (64) Accredited
- 1% (1) Satellite NCA Members
- 10% (9) Associate/Developing
- 1% (1) Affiliate

Additional 13% (12) Covered by Non-Member CACs



Tennessee Children's Advocacy Centers



NATIONAL CHILDREN'S ALLIANCE®