



SUPPORT SURVIVORS
OF CHILD SEXUAL ABUSE

Toolkit for Chapters | Campaign Year One



NATIONAL
CHILDREN'S
ALLIANCE®



INTRODUCTION

Alone, survivors of child abuse are like stars, single points of light in the darkness. But as each one finds their community, builds visibility, and shares their common commitment to support victims and survivors, they can connect into constellations and galaxies, forming a Universe of Support lighting the way toward a brighter future.

CACs: THE HEART OF OUR UNIVERSE OF SUPPORT

SHINE begins with Children’s Advocacy Centers and their state Chapters. Chapters are the organizing force for CACs at the state level and have the opportunity to build a unified, statewide movement for survivors through their member CACs. We want to reach survivors and their allies with this message, because they are many, and because so few know that there is hope. But our work begins with you: the Chapters and CACs who are the shape of that hope.

Your member CACs face a special challenge: Our model is complicated to explain. No matter how sharp we have our elevator pitch down—in a communications landscape where we are vying for the audience’s attention against everything from a 15-minute global news cycle to targeted ads for hot sauce—we have to find a simple, unifying, short message to get the attention of our audience. Once we have their hearts, they have a lifetime to learn about our work.

Our end goal will always be to drive support to and awareness of the CAC movement, which provides healing and justice to hundreds of thousands of kids each year. But to reach this audience, we have to start from the perspectives of survivors who either haven’t heard of us or haven’t heard from us for years.



WHAT'S IN THE TOOLKIT?

This toolkit is your one-stop shop on participating in the SHINE Campaign and building our universe of support through the year-one pilot period. Sections in this toolkit will provide you with ready-to-use strategies, samples, and examples, and includes:

MESSAGING 8

FAQs 10

BRAND GUIDELINES 15

REACHING THE MEDIA 19

SOCIAL MEDIA TOOLS 33

DIGITAL & PHYSICAL ASSETS 40

INVOLVING INFLUENCERS 49



A CAMPAIGN FOR EVERY CHAPTER

We believe every Chapter is capable of being a star and gathering other stars in communities around the country to form the constellations that will make up the Universe of Support.

That said, not every one of your members has the same level of funding, communications resources, free staff time, comfort, or experience running public awareness campaigns. This is one of your many roles as the statewide first responder to the needs of your members.

Here are some reasons for and opportunities found in running SHINE as a statewide campaign through your Chapter:

- Your Chapter has the opportunity to make buys for media and physical assets more affordable and the message more unified than CACs can do on their own.
- Your Chapter can coordinate campaigns efficiently by creating ready-made resources, whereas CACs on their own may find this overwhelming.
- Part of your role as a Chapter is to support branding, marketing, and public awareness among many functions. This is an easy way to provide a needed member service and demonstrate your value as the conduit to the nationwide and even global movement.
- You may be able to get help for all of your local CAC members from your members with communications strengths. All for one!
- Chapters can pursue collaborative fundraising strategies to support themselves and their members with a number of new tools on the market.
- Your locals can help identify a statewide spokesperson who may want a larger campaign footprint.



A CAMPAIGN FOR EVERY CHAPTER (CONTINUED)

While the aim of this toolkit is to provide you with ready-made resources to help you implement this campaign cheap or free right out of the gate, we want to make sure that all CACs big and small, nationwide, urban, suburban, or rural find achievable, impactful steps they can take right now to make SHINE work for their CAC and be part of the change we're all working toward. Chapters will often be the key to success in that effort.

We've created three tiers of partnership for CACs and other related organizations to participate in SHINE: SHINE, Star, and Constellation. SHINE Partnership is the easiest and most approachable level, appropriate for individuals and CACs with very light communications experience and capabilities, while Constellation Partners will implement the campaign in a custom, complex way that makes the most of their resources and connections.

We expect that most CACs will participate at the middle Star Partner level. While there aren't any set costs or rewards to participating at any given level, we've created them to give you a sense of the commitment each level will require for CACs to benefit from the time and resources they spend on participating. Here are the three levels and what it takes to participate at each:



SHINE PARTNER

INDIVIDUAL-LEVEL ADOPTION

Taking on any of these activities appropriate for individuals wanting to participate in the SHINE Campaign, either solo or through a CAC.

SOCIAL MEDIA

Like, Share, and Comment on posts already pushed out through NCA, CACs, or Chapters.

GOODS

Distribution of any premade or provided deliverables:

- Pins
- Stickers
- Postcards
- Posters & Flyers

STAR PARTNER

STANDARD-LEVEL ADOPTION

This is the level most CACs will choose. At the one-year mark, CACs taking on activities in at least two of the three activity areas below (online partnerships, co-branding, and public relations), will be considered Star Partners and will count toward our internal measurement of success.

ONLINE PARTNERSHIP

- Website co-branding / Link sharing / Landing page
- Social Media Posts – own/ generated content

PUBLIC RELATIONS

- Press Releases /Advisories
- Op-eds

CO-BRANDING

Distribution of any premade or provided deliverables:

- SHINE messaging in Newsletter / e-Newsletter
- SHINE messaging in Thank-you letters
- SHINE messaging in Annual Fund Drive



CONSTELLATION PARTNER

HIGH-LEVEL ADOPTION

In addition to Star Partner-level activities, CACs that go above-and-beyond by taking on at least two of the activity areas below will be considered Constellation Partners. The key here is for CACs to create their own campaign resources and activities based on SHINE messaging.

While not every CAC has the resources or capacity to participate at this level, this is where the campaign will really sing and drive public engagement with CACs, and we will continually encourage Star Partners to be innovative and creative in their use of the SHINE message to deepen engagement with their communities.

LOCALIZED SHINE MESSAGING

CONTESTS & EVENTS

ADVERTISING (PAID MEDIA)

DIRECT MAIL

- Billboards
- Local papers
- Online

CONTINUED ENGAGEMENT



MESSAGING

In this section, we'll cover the key messaging of the SHINE Campaign, how we'll use it, and why. Specific messages or designs will appear in sections related to their media (e.g. messages for social media will appear in that section).

Let's start with the tone of the campaign which informs everything else. If any message we have here or that we come up with doesn't align with our tone, we need to rethink it.

CAMPAIGN TONE

The SHINE Campaign tone helps us achieve our goals: ending the stigma around child sexual abuse, inspiring child advocates, and supporting survivors.

Hopeful

Optimistic

Bright

Inclusive

Honest

Compassionate

YEAR ONE MESSAGES: CHILD SEXUAL ABUSE

During the first year of the three-year campaign, SHINE messaging centers around the issue of child sexual abuse. While all abuse is challenging to talk about, child sexual abuse carries the most stigma. The benefit of launching the SHINE Campaign with a specific focus on child sexual abuse allows the campaign to address abuse more generally and expand in scope over time.



FACT	SUPPORTIVE	MESSAGE	ACTION
Child sexual abuse exists in the shadow of shame and secrecy.	At a time when disclosures of sexual abuse and harassment are mainstream, survivors of child sexual abuse need to know that they can come out of the shadows.	For many, child sexual abuse is where trauma starts.	SHINE Be the light that survivors can turn to SHINE to inspire hope for survivors Tell your story so that others can SHINE You can inspire hope by joining the Universe of Support Join the Universe of Support at SHINEcampaign.org

FUTURE MESSAGES

In the second and third years of the campaign, we'll broaden the message to include all forms of abuse and neglect, and then turn the message to support for the response to child abuse: Children's Advocacy Centers. But for the first year, we are intentionally connecting this campaign to the global response to sexual violence.



FAQs

Here are some frequently asked questions about the SHINE Campaign and this toolkit that may help your Chapter participate in this campaign to the fullest. Other questions? Email shine@nca-online.org.

What's different about this campaign?

Previous campaigns have centered around worthy goals like increasing reporting of child abuse, educating individuals on how to prevent child abuse, or building public awareness of CACs. What makes SHINE different is that instead of focusing on an output, it aims to change a social outcome: a transformed conversation around child abuse that empowers survivors to shed stigma and fear by connecting with a broad, visible community of support.

SHINE is based on the belief that encouraging survivors is a worthy goal all its own because, once emboldened and activated, survivors and their loved ones and friends will naturally gravitate to CACs to help respond to child abuse as a new generation of CAC activists, donors, and workers.

Can we localize the campaign for our own Chapter?

You can absolutely adapt SHINE Campaign materials to include your Chapter's branding, contact information, and local heroes, as long as the key message "Support Survivors of Child Sexual Abuse" is kept intact. You can localize the campaign by collecting stories from local heroes, involving local community institutions, and reaching supporters in your community. It's totally fine to make materials that say "Hawai'i Children's Justice Centers invite you to #SHINE to inspire hope for survivors" or "Join WVCAN: Tell your story so others can #SHINE."

That said, SHINE is a national campaign. It's not possible to fragment SHINE into a local-only instance of the campaign, such as "SHINE Wisconsin." There's only one



SHINE, and we're all a part of it. However, if you're interested in hosting a local event and you want to use SHINE in the name, contact us at shine@nca-online.org and let's talk—we want to help you plug into the national movement, not limit what you can do.

How can we participate in SHINE if we are already running a primary public awareness campaign?

Very easily. SHINE has a different goal from other existing campaigns. It's not a prevention or reporting campaign, so if those efforts are successful for you in reaching your existing audience, there's no need to stop doing them to start using SHINE to reach a new audience. These campaigns can work in tandem or separately. Remember that we are continually speaking to the public with multiple messages all the time. CACs can provide prevention training and ask residents to report suspected child abuse, so why can't we also let survivors know they're not alone?

It is of course true that CACs need resources and bandwidth to devote to different efforts. So if you have a successful April effort, consider running an ongoing SHINE Campaign in May, June, August, or whenever.

Can I just leave this up to my individual members?

You can, but this effort won't be nearly as successful without you, or without the work of your member CACs. You are the state leader. Your members look to you for leadership, support, and decisive action. First, hatching a plan and letting your members know that you're fully on board signals to them that they won't be in this fight alone.

Second, with a social change campaign, success depends on how many times the people in your state see this message across a variety of different media. Seeing one postcard tacked up in a coffeeshop may barely register with the community members you're trying to reach. But seeing that postcard the day after you saw a billboard, heard a PSA on the radio, and read a post shared by a friend can make someone say, "hey, I better check out what all this SHINE stuff is about!" See? Without your support and the support of all your members, you'll have a hard time cut through the noise to get attention for our cause.



Finally, you have collective resources the individual members don't have on their own. That billboard? That PSA? The coordinated sharing campaign? The famous musician from your state posting about the campaign? None of that is likely to happen without you.

Why aren't we focusing on CACs first?

Oh, but we are! Most of our early SHINE stories are framed around CACs: how they helped the survivors who share their stories, how survivors serve kids through CACs today, or how survivors could have used a CAC when they were a kid. While our key first-year message is "Support Survivors of Child Sexual Abuse," that doesn't mean we're not telling the story of CACs. Every bit of this campaign is infused with the work of CACs.

What we are not doing is starting by talking about the CAC business model instead of telling the stories of CACs through our most successful products: the happy, healthy adult survivors whose lives we have made better. In the same way that gadget manufacturers show you the cool new toy instead of going into great detail about how it was designed, we are showing the world the healed adult the child victim has become thanks to the CAC—not the complex service model that got them to where they are.

What will my Chapter need to invest to participate?

Not a thing. SHINE is a campaign where what you put in is what you get out. All the assets in this toolkit are free to you. Much of this campaign is digital in nature, and your storytelling and communications work only costs the time you put into it. If your Chapter wants to buy posters, flyers, pins, billboards, or other assets, we'll provide you with the free digital print files to do it. We're not charging for anything, but you still may need to go to manufacturers or local firms to get promotional items made. What's more, purchases of physical promotional items, airtime, and ads become cheaper as you scale up, so taking on SHINE Campaign activities at the statewide level may be feasible in ways it just isn't at the local level. Hopefully, you can leverage some of your relationships and the equity you've built in your Chapter's great work to get good deals and free in-kind services from local providers.



How do I get started?

Choose a participation level on pages 6-7, decide what activities you want to take on, then find resources in this toolkit and follow the strategies inside to take them on. You decide what SHINE activities are doable for you; this toolkit tells you how and gives you the template resources to do it.

Do all of my members have to become members of NCA to participate?

No. This campaign is CAC-led, and the vast majority of CACs are NCA members, but anyone can use these assets so long as they follow our guidelines. This includes victim services partners, individual supporters, and others who may want to be involved in the campaign alongside you.

What's the timeline for this campaign? Have I missed it?

You've never missed it. This is an ongoing, multi-year campaign. We launch in April 2019—an important moment in the year for those of us who serve children. But it will keep going all summer, all year, and for years to come. Planning for the second year begins in August 2019. Get in touch at shine@nca-online.org to get caught up.

What if I have other questions or need support?

CACs and Chapters should always feel free to get in touch at shine@nca-online.org for branding and marketing support and to learn how you can connect with statewide campaigns.

I have a great idea for SHINE. How do I get it out to the world?

Share it with us at shine@nca-online.org and we'll be happy to discuss.

I've created some SHINE materials and I want to share them with other participants. Where do I go?

Share them with CACs in your state, but also email them to us at shine@nca-online.org and we may be able to take them national to support the entire movement. We'll also be adding ways where CACs can connect directly to share these resources soon.



I have a celebrity or artist connection. How can I get them involved?

See our section on Getting Influencers Involved on page 46.

I'm interested in getting artists or celebrities in our state involved in our SHINE effort. Where do I start?

Take a moment to brainstorm with your board, your staff, your community partners, friends, and other community connections. Once you have a short list of influential people who are in your networks, see our section on Getting Influencers Involved on page 46 below to hatch a plan on how to reach out and get them involved.



BRAND GUIDELINES

Our guidelines for now are simple:

- As a CAC member of NCA, you are free to take and use the SHINE Campaign branding and messaging below to form the basis of your local campaign efforts.
- You may use the logos, messages, and wordmarks included in this kit on your own materials, as long as you also use the fonts and colors specified in this kit.
- You may add your organization's logo to your SHINE materials, equal in size and prominence to the SHINE logo and wordmark.
- You may add your organization's website or another call to action to your materials, as long as you also include the campaign's web address where audiences can learn more.
- You should keep NCA's logo in your materials where it currently appears, adding your own branding alongside it. Please do not remove NCA's logo from materials where it appears.
- You should use all-caps "SHINE" when referring to the campaign in writing. Other forms of the word shine such as "Shine" or "shine" are not acceptable.
- You may not modify the SHINE logo or wordmarks themselves in any way, whether to change its color scheme, to add or take away text, or to change its shape or position.
- You may not change the core SHINE messages or use the SHINE brand with unapproved messages.
- You may, however add your own contact information and logos to the materials, provided primary campaign hashtags, URLs, and branding are preserved.
- You may not use SHINE materials to promote the stories of child survivors. By using the SHINE Campaign brand and any materials in this toolkit, you agree



SUPPORT SURVIVORS
OF CHILD SEXUAL ABUSE

that any survivor stories, likenesses, or names shared using them are those of adult survivors of at least 18 years of age or of the age of majority in their jurisdiction, whichever is older.

QUESTIONS ABOUT THESE GUIDELINES?

If in doubt whether your campaign assets meet these guidelines, or with production questions, please contact Blake Warenik at NCA at bwarenik@nca-online.org.

Examples of permissible and impermissible uses of the SHINE branding and messaging are available on the following pages.


BRAND USAGE EXAMPLES

VISUAL BRANDING DOs AND DON'Ts

Keep the SHINE logo and colors the same. Don't change them or add to them. Keep NCA's logo on materials where it appears.

Clear Space

Make sure to leave enough clear space around the logo. Use the "S" in the SHINE logo as a guide to know if you've given the logo enough room on print materials and social media graphics.





SUPPORT SURVIVORS
OF CHILD SEXUAL ABUSE

DO



Keep NCA's logo on materials alongside your own.



Keep your logo inside the co-branding space which is depicted here in white for illustration purposes.

DON'T



Don't remove NCA's logo or replace it with your own.



Don't make your logo much larger than the SHINE logo or the NCA logo.















SUPPORT SURVIVORS
OF CHILD SEXUAL ABUSE

BRAND USAGE EXAMPLES

MESSAGING DOs AND DON'Ts

Keep the core SHINE messages intact. Don't modify them to say other things.

DO	DON'T
  SUPPORT SURVIVORS OF CHILD SEXUAL ABUSE	  SUPPORT SPRINGFIELD CHILDREN'S ADVOCACY CENTER
  SUPPORT SURVIVORS OF CHILD SEXUAL ABUSE	  REPORT SUSPECTED CHILD ABUSE
 	 
Do keep the message when you add text to direct supporters to your website or other destination.	Don't alter the campaign message when adding your own contact information.



REACHING THE MEDIA

Social media has changed the world, but traditional media is still the shortest route to get the most attention for our cause. In order for the SHINE Campaign to fully succeed, it's critical that your organization is able to gain the media's attention around SHINE. To have a high-performing, integrated communications plan, we have to not only know when and how we're implementing and executing our campaign materials, we also need the media in our coverage area to help tell the campaign's story and, in doing so, improve the campaign's overall reach.

Coordinating media statewide is easier with a Chapter at the helm. Both templated resources and coordinated statewide media buys can be cheaper and easier at the Chapter level. Also, Chapters may have relationships with media companies, billboard owners, media outlets, etc. There's a strong case for your leadership of the media effort. Remember—a campaign's success is measured by the number of heads we turn, by the number of people we engage with, and by the number of conversations we start. We can't do this work without the media's help.

In this section, learn how to identify coverage areas and opportunities—whether you're in a small state or a big one, here's who to speak with at media outlets, best practices for communicating, and what to say in your pitch.

WHY IS THE SHINE CAMPAIGN NEWSWORTHY?

Simply launching a new awareness campaign isn't enough to make it deserving of press coverage. To convince a reporter to want to cover your SHINE Campaign activities, you must be able to prove to them why it is so important that they and their readers pay attention to the work you are doing right now. There needs to be a level of immediacy when it comes to turning heads.



DEVELOPING AUDIENCE APPROPRIATE MESSAGING

Here are some messaging components to consider to help you answer that question:

At a time when disclosures of sexual abuse and harassment are becoming mainstream, child sexual abuse still lives in secrecy and shame.

Through a new national campaign—the SHINE Campaign—we at [NAME OF YOUR ORGANIZATION] are changing the conversation around child sexual abuse.

For too long, we as a society have allowed this issue to live in the shadows. By not talking about it, we have perpetuated a culture that isolates survivors and their families, and deterred potential advocates from engaging with the issue. It's up to all of us to end that stigma and it starts by talking about it.

The SHINE Campaign is newsworthy because it is taking a revolutionary approach to changing the conversation by giving everyday people an accessible way to become advocates for children and support the work of Children's Advocacy Centers.

And we're doing that by [List off your campaign's efforts, any events you're holding and so on]

WHAT DO I SAY?

So now that we've done our homework—we've created a ranking list of who to call and we've familiarized ourselves with each news organization's reporting—we're now ready to start picking up the phone and pitching a story on SHINE.

But, wait. What are we going to say?



Before you call any news organization, this is the most important step to consider. The language that you use to pitch your story to an editor or reporter is a make or break between whether or not they bite or pass on a story.

When it comes to the SHINE Campaign, here are some key messages and themes to consider when building your pitch:

1ST THEME: THE TIME IS NOW

Your pitch must emphasize immediacy. You need to make the reporter or editor feel that they cannot wait or hold on this story. It has to be told now.

“Through the SHINE Campaign, we are changing the conversation around child sexual abuse, and this is why this work cannot wait. This is why SHINE is so important.”

2ND THEME: YOU CAN HELP US END THE STIGMA

We need to make that journalist feel that they, too, have a very important and critical role in ending the stigma of shame and secrecy associated with child sexual abuse.

“For too long, we as a society have allowed this issue to live in the shadows. By not talking about it, we have perpetuated a culture that isolates survivors and their families, and deterred potential advocates from engaging with the issue. It’s up to all of us to end that stigma, and it starts by talking about it.”

3RD THEME: THE SHINE CAMPAIGN IS DOING SOMETHING THAT HAS NEVER BEEN DONE BEFORE

To really make a journalist perk up, we need to convey to them that this idea, this awareness campaign, is a novel idea and it’s the first of its kind. If there is a new, original quality to the story you want told, that will catch the attention of any good journalist or editor.

“Through the SHINE Campaign we are encouraging everyday people



to SHINE in support of survivors-- to be the light that lets kids know they can come out of the shadows. Through SHINE's online "Universe of Support," we have created national platform that connects survivors and supporters and allows them to tell their stories, feel empowered, and inspire hope."

4TH THEME: HERE'S WHAT WE HAVE TO OFFER

Do you have an event you're hosting to bring awareness to the campaign? Is there an upcoming press conference they need to attend? Do you have an exclusive interview with a survivor?

Not only do you have to sell the reporter/editor on why they need to be talking about the SHINE Campaign now, it always helps your cause if there is a tangible thing to point to. Simply by holding an event, you are creating something that is newsworthy.

SAMPLE PITCH

So, now that we've answered these four themes, it's time to put it all together in a pitch. Here's an example of a strong pitch:

"Hi, my name is [your name & role in your organization].

I'm calling because we're launching a new campaign, called SHINE, on DATE. It's part of a national movement of Children's Advocacy Centers to change the conversation around child sexual abuse.

For many, child sexual abuse is where trauma starts. While as many as 1 in 8 children experience sexual abuse, the issue exists in the shadow of shame and secrecy. That stigma has perpetuated a culture that isolates survivors and their families, and deters potential advocates from engaging. It's up to all of us to end that stigma and it starts by talking about it.



Through this new SHINE Campaign, we are bringing the conversations around sexual abuse out of the shadows. By encouraging everyday people to SHINE in support of survivors—to be the light that survivors can turn to—we are making it easier for people to become advocates, and we are helping kids SHINE again.

We hope that you too will help us break this cycle of secrecy and shame and help to empower survivors.

To help launch our new campaign, we're going to be holding a [include details of your event, or press conference or personal story you want to offer].

***Thank you so much for your time,
[your name]"***

As soon as you get off the call, follow it up by sending a thank-you email to the person you spoke to and include your press release in the email.

If you are following up with an individual reporter, send a separate email with the press release included to the organization's editors. This will ensure that even if the story falls off the reporter's radar for whatever reason, the editors are well aware of what is going on.

If you haven't heard from the reporter or editor you spoke with in a few days, follow up with them. It can just be a friendly check-in call to say that you appreciated talking with them and wondered if they had more time to think about the story.

SAMPLE PRESS RELEASE

Unless it really is breaking news, you'll most likely want to send a press release along with a personal note—after you've called. Most of the time, your press release should be something you come up with to promote a specific event or action your Chapter and your members are taking. Again, launching a campaign is not in and of itself



newsworthy. You may be able to make it newsworthy by connecting with your local reporters, but that's what the sample pitch is for. Press releases have a much narrower function of helping you make a concrete announcement about a specific news item.

If you're planning a SHINE-themed fundraiser or community event, that's a good reason to send along a press release. If you have recently achieved something newsworthy, like accreditation, opening a new facility, or serving some milestone number of kids, that may be a good reason, too. Just think about the kinds of things you see in the newspaper, and try to imagine what readers will think of as "news."

[Download a sample press release about a SHINE-driven event.](#)

Use the template to promote an event or edit it to make a press release about your own newsworthy happenings.

WHAT ARE THE OPPORTUNITIES FOR PRESS?

If you want your campaign to be considered for coverage, you need to not only be able to explain why your campaign is newsworthy, you need to be able to point the press to an opportunity for coverage. That can happen two ways. It can come in bigger, event-focused forms – for example holding an event offers a prime opportunity to gain media attention. Or it can come in more small, personal forms – like offering a personal narrative story or an op-ed or a feature story.

Some of the "bigger" ways to gain attention:

- A press conference to announce the new campaign – "We are changing the conversation around child sexual abuse, and it starts right now"
- A public awareness event – a community event or a special day of awareness
- A fundraising campaign



Some more personal, narrative ways to gain attention:

Your executive director could write a personal narrative around why the time is now to end the stigma of shame around child sexual abuse. A victim who is now an adult could write his or her own story in an op-ed or could share it with a reporter in an exclusive interview.

It doesn't have to be a flashy event to catch a reporter's attention—the personal and honest stories that you have to offer around this topic are also a great approach. Having personal stories to offer should catch the attention of any good journalists because they understand how rare that is to come by.

THINGS TO CONSIDER BEFORE PICKING UP THE PHONE

Every medium has its own set of nuances—different deadline schedules to consider, different editor/reporter relationships and so on.

When working with newspapers, here are some things you should know:

Newspaper Cycles: Most major deadlines for newspapers occur later in the afternoon, typically between 4 to 5 p.m. Do not pick up the phone to pitch your story at 4 p.m. Either no one will answer or the journalist you call will be so preoccupied with trying to hit deadline, he won't be able to give you his full attention.

The best time to call and pitch a story to a print journalist is in the mid-morning. Give the journalist time to get in, drink his coffee, and check his email. If a reporter is looking for a story to work on for the day, he'll be trying to figure that out in the morning and will appreciate your pitch. The morning is also when editors are trying to figure out what they're going to run in the newspaper that evening, as well as planning what to run in the weekend editions.

Choose your reporter wisely. Not all print journalists write and report the same. If you are interested in seeing a longer-form, personal narrative story about a survivor,



then you're going to want to reach out to reporters working in the newspaper's feature section, as those are the reporters that typically write the longer-form, narrative stories. If you want to see a report-based or informative story, reach out to the health reporter or your local newspaper's city reporter.

If you want to write an op-ed, call the Opinions Editor also known as the Editorial Board. Writing your own op-ed is a great way to help guide the conversation around the topic and get more press time. If the newspaper in your coverage area doesn't have reporters who focus on any of these areas, also known as "beats", start by reaching out to the reporters that you think will do the best job. And if you first pitch your story to a particular reporter, but get no bites, then call the news editor. Always start by reaching out to a reporter directly. They'll appreciate that you thought of them.

If those strategies don't work, your second order of business should be to reach out to the news editor. Sometimes their official title is "City Editor." You want the person who is in charge of choosing what stories to put into the newspaper every day. If you don't have luck with a reporter, the editor should be able to point you in the best direction. And if you're able to make a strong pitch to the editor, her interest in your story almost always ensures that it will be published.

When working with television and radio news, here are a few things you should know: Because television news cycles run practically 24/7, it's going to be much harder to call a TV reporter in the newsroom. Most television reporters are out in the field trying to gather stories throughout the day. Often when they are in the newsroom they are on a deadline.

The best thing to do when working with television and radio news (unless you have a very close relationship with a particular journalist) is to call the station's news editor. In TV and radio, the news editors traditionally have a much stronger say in what is aired that evening. Reporters can still pitch things to their editors, but unlike print journalists who can spend more time dedicated to one story or project, most television and radio reporters are working on a variety of stories at once in order to meet their



demanding news cycle.

By working with the news editor directly, you'll have a greater chance of getting your story covered.

BEST PRACTICES

Before you can start reaching out to media outlets in your coverage area – depending on who your organization serves that will either be on a local, regional or statewide level – you must first have a clear understanding of the news organizations in your coverage area and the unique nuances each medium presents, as well as the advantages and challenges to each.

DO YOUR RESEARCH

After you have developed your list, you then need to rank it based on who to reach out to from first to last. Before employing any form of media relations, it's important to have a very clear sense of who you want to talk to and what outlets would do the best job to tell your organization's story.

For example, you don't want to waste your one exclusive interview by offering it to the first person that answers the phone. Instead, if you have an exclusive story to offer, save it for the journalist you think will do the best job.

So, in order to make this ranking this, there are a few things to consider:

First: What news organizations do you already have relationships with? Has the local newspaper already shown interest in your work? Did the local TV station do a story about you last year? If relationships are already formed, build on them. And if a particular reporter has done stories on your organization in the past, put her at the top of your list and make it a point to reach out to her directly. She'll appreciate you thinking of her.



Second: For all of the organizations you do not already have a relationship with start getting to know them. It's critical that you have a clear understanding of the type of reporting/stories they do.

That could mean buying an online subscription to the local newspaper or scanning the local news online—local TV and radio news stations should have up-to-date websites showing the same stories that are being aired.

Get to know the kind of work these people do. If you see a story you really like, make a note of the reporter who did it. If you notice that one reporter in the local newspaper commonly writes about health or children's health, a topic that your organization's work would fall under, make a note of that person.

For all of the news organizations that you don't already have a relationship with, it's critical that you form a basic level of understanding of the kind of work they do. Searching for your local TV station's phone number to call them shouldn't be the first time you enter their website. If you want these organizations to report on the work you're doing, it's imperative that you do your homework and have a basic understanding of the kind of work they're doing.

Once you've familiarized yourself with the news organizations in your coverage area, your list should be ordered in two categories. At the top of your list, you should have the organizations you already have relationships with. To rank the organizations you already have a relationship with, consider two major factors: who do you think will do the best job, and in what news outlets will your story have the most relevance? For example, if your local newspaper has done a series on child abuse in the past – it's an area they've already shown great interest in – then chances are they'll be very interested in writing about SHINE.

After you've ordered your list of news organizations with existing relationships, we then need to organize a list of media outlets that are new to your organization. In order to rank this second list, consider:

Who seems to have the most respect/following in the community?



Who has covered similar stories in the past (you'll get this understanding by simply following the news organization's work for at least a month or two)?

And what reporters, if any, seem to be showing an interest in child-related issues or issues related to health and safety? Look for the people who have been covering similar topics—they'll be the ones to perk up the most if you call them with a story.

Review each news organization's website. What kind of things have they been covering in the last month to two months? Do you see any stories that really resonate with you? If so, who did the reporting? Are there any reporters that stand out to you?

After you've written down the reporters and organizations (be sure to have the reporter's name, Twitter handle and phone number) that stand out to you, it should be relatively easy to order your second list based on who you think will have the most interest in the SHINE Campaign, where you think it will have the most relevance, and who will do the best job.

And remember, if you have any exclusive interviews to offer, we want to save those for the news organizations and journalists that you've put at the top of your list. That way, if no one bites immediately, you've still got a great personal story in your back pocket to offer at a later time or to do an organization that's a little further down your list.

SMALLER MARKETS

Relationships are key when dealing with the media. This is especially true in smaller markets.

Newspapers

In many instances, media outlets are short-staffed in smaller communities across the country. It's not unknown for your press release to be published word-for-word. If you have a relationship with your local media and they trust your organization, they may not have time to do a more in-depth story. They may run your release exactly as you submitted it.



Local Radio

Local radio stations can be a great tool for getting your message out there. In smaller markets, television stations can be fairly far away from your community. Use local radio stations to help spread the word about the SHINE Campaign, and make sure to educate yourself on the relationships between networked stations, affiliates, and partner outlets. You may be able to reach multiple stations with a listenership of millions all with a single phone call. Many of these have local morning shows that would be happy to have you on-air to talk about your event or fundraiser. Be creative and work with the station on how best to deliver that message.

Become the Expert

As you build relationships with your local reporters, keep them informed about your statewide and national trends. You can become the expert in your community on child abuse and related matters so they contact YOU when they have questions or want information related.

TIPS TO GETTING THE COVERAGE YOU NEED

Here are some things to always, always do.

Always Follow-up

Calling a reporter or editor once is not enough, and it's not enough to just send one email. Reporters are busy people. Try to remind them that you're there and that now is the time for them to pay attention to the SHINE Campaign.

Be Flexible and Available

A reporter may call you for an interview when you're not in the office. Be prompt in returning their call, given that they are on a deadline. And remember to be available after you've reached out to them or sent a press release. They will likely follow up with you that same day. Be on the lookout.



Be Careful of Dates

Is the campaign falling around a major holiday? Is there an election going on? Be aware as to what's happening in the general news cycle. If you try to pitch your story three days before the Fourth of July chances are reporters are going to be way too busy for your pitch to really catch their attention. Don't call at an obviously busy time.

Mondays are typically slow news days, as editors are coming back from the weekend. Call on a Monday morning and pitch your story. If it isn't around a busy time, the editor/reporter will be thankful you did.

Write and Op-Ed

Getting coverage helps you get public awareness. An op-ed or letter to the editor helps you shape opinion. Even if you've secured press coverage from a number of news organizations, submitting an op-ed to the opinion editor of your local newspaper is a good idea. Be sure to have the executive director of your organization author the op-ed.

Op-eds provide a great opportunity for executive directors to share a personal story or aspect that otherwise wouldn't be widely known by the general public. It allows you to add to the conversation, and it provides another unique opportunity to talk to readers about why the work of SHINE—changing the conversation around child sexual abuse—is so important.

SAMPLE OP-ED

When submitting an op-ed, you should think about things happening in the news in your community, and respond quickly to use those new items as a way to raise awareness through an opinion piece that positions you as a thought leader. For example, a high-profile abuse case or a hometown celebrity sharing a personal story related to our cause might be a good time to submit an op-ed.



That said, do it quickly. Most of the time, you'll want to have a sample op-ed lying at the ready, then when a situation comes along, you can quickly rewrite it to fit the moment in the news cycle. Aim to submit an op-ed within 24 hours after big breaking news.

Alternatively, use your judgment to submit an op-ed that covers an ongoing local issue from an angle that hasn't gotten much attention. More on these opportunities under the next heading.

Finally, read your local newspapers and watch local stations. If they've got a story wrong, or got it sublimely right, or if you think more context or information is needed, and you're the right person to comment, submit a letter to the editor.

A word of caution: many newspapers have informal practices or even specific policies against publishing more than one opinion piece or letter from a single author in a given period of time, usually every three or every six months. Don't try to run a piece on every little issue that comes up—wait for the important ones, then strike. But, if you don't get your piece published, feel free to try again sooner if another opportunity arises.

[Download a sample SHINE op-ed.](#)

Use the template to promote an event or edit it to make a press release about your own newsworthy happenings.



SOCIAL MEDIA MESSAGES & TOOLS

Social media will be key in spreading the message of the SHINE Campaign and taking it beyond just brand recognition and sound bites, to broader and deeper education and engagement. Different social media platforms will enable the campaign to reach audiences of varied demographics, geography, and roles—from the general public, advocates, and potential donors, to legislators and policy makers. Social media initiatives will be instrumental in making taking SHINE beyond a PSA campaign to a true conversation changer.

The key to viral success is to have a richly interconnected network of institutional and individual accounts ready to coordinate a “push” at the same time or on the same day. Like, comment, and share; like, comment, and share—interaction drives virality. Luckily for you, you have a built-in network to get your post to go crazy: your members, your staff, your supporters, their friends, their family members, their colleagues, and everyone who sees all the social media those people create. You just have to tell them when.

This section of the toolkit will outline the different social media strategies and tactics that will be used, both from the NCA level and by Chapters and CACs. The social media strategy will consist of two components: a “pull” and a “push”. The “pull” will be the effort to gain interest and followers for the campaign; the “push” will be messages, information, and asks that we will want to share with SHINE followers.

THE “PULL” STRATEGY

People are naturally drawn to personal stories. Stories can create interest, encourage empathy, and educate in ways that resonate on a deeper, more memorable level than other kinds of presentation. We believe that to change the conversation about child abuse, we must first start conversations—with real people, sharing their personal thoughts and experiences, and asking readers on social media to reflect on these first-hand narratives.



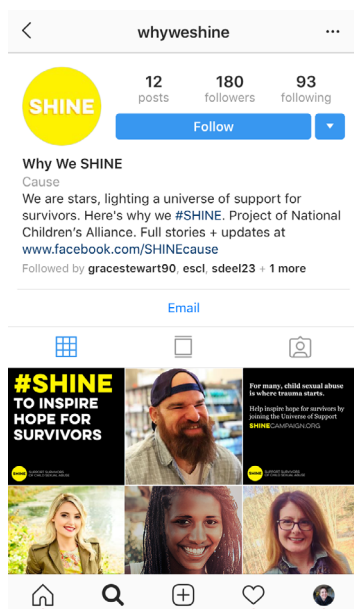
SUPPORT SURVIVORS OF CHILD SEXUAL ABUSE

Our conversation starters will be real adult survivors, their friends, and their family members, each with their own story of hope and healing, and their own thoughts on how we as a society can shine a light on child abuse and support survivors. Their thoughts will be shared along with natural, emotive, connection-building photographs, created by professional photographers both on Instagram and Facebook.

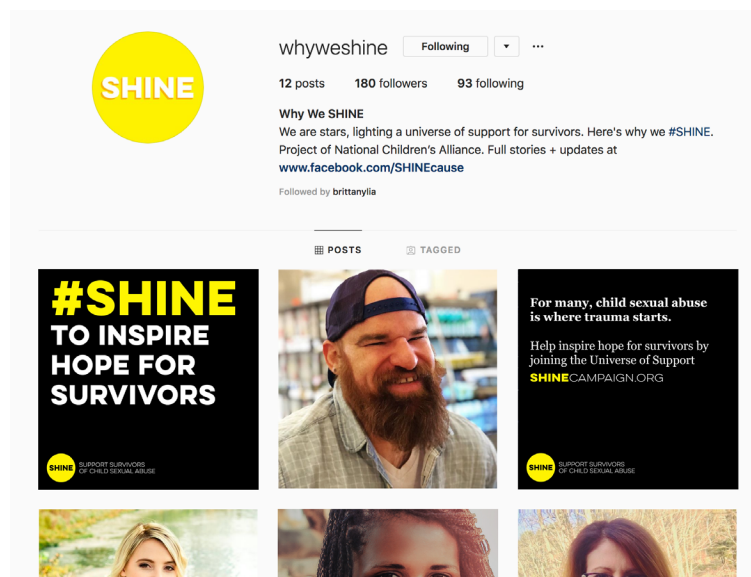
SHINE Social Platforms

Our model for this type of storytelling is the great [Humans of New York Facebook page](#). We suggest looking at it and reading some of the stories; this part of the campaign will follow a similar format. These stories will be the feature of our specially created Facebook and Instagram pages. You can find our Instagram page [@whyweshine](#) and our Facebook page at www.facebook.com/SHINEcause.

Instagram (Mobile)



Instagram (Desktop)





SUPPORT SURVIVORS
OF CHILD SEXUAL ABUSE

Facebook



How CACs Can Contribute SHINE Stories

We are looking for adult survivors who are willing to share their stories of hope and healing, and in many cases, CAC staff will be our best sources for identifying these survivors and connecting them with us. CACs will also be instrumental in ensuring that the adult survivors who might potentially share their stories on this platform are in a good place mentally to do so, and have the appropriate support during and after their interaction with us. If you know of an adult survivor who might be interested in sharing their thoughts to help change society's views, send a message to any of the SHINE social accounts or email shine@nca-online.org and we will work together to make the connection. We will be providing more specifics on this as we continue the rollout of the initiative.

Some simple but powerful steps that CAC staff can take to support the SHINE social media efforts can include:



- Follow our Facebook and Instagram accounts.
- Like, comment on, and share our posts to spread the stories and messages far and wide; the success of the campaign depends on reaching as many people as possible.
- Share the posts on both your CAC pages and your personal pages/accounts.
- Utilize SHINE hashtags and sample Tweets, which will be sent out by NCA.

Sharing Your Stories

You can send us photos and stories you'd like to see shared on the main SHINE Facebook page and the @whyweshine Instagram account. CAC leaders will of course know how to approach adult survivors with sensitivity, but we still ask that you review our [Guide to Telling Your SHINE Story](#). While the Guide is written to the audience of the survivor telling their story, you as the interviewer should become well-versed with it and use the sample interview questions and the advice in the guide as the basis for your interview. The Guide includes a legal photo and story release, which your SHINE storyteller should sign and email to shine@nca-online.org. Share the Guide with anyone who will be involved in the storytelling or the photo shoot, especially if they do not have experience talking with survivors.

Download A Guide to Telling Your SHINE Story.

Please feel free to pitch stories or submit photos and stories, whether your own or someone you know who has agreed to be featured, by sending a message to either page or by emailing shine@nca-online.org. While we can't share every photo or story from survivors, here are some tips that will help your submissions shine:

- Make sure your interview subject is an adult survivor. We cannot accept stories from child survivors, as children who share their survivor stories may not understand the implications of sharing them publicly.
- Use the guided questions found in the [Guide to Telling Your SHINE Story](#).



- Make sure the story is consistent with the campaign tone found on page 8 of this toolkit (e.g. hopeful, optimistic, human).
- The story is focused on the hope for survivors found in pledging to support one another and child victims.
- The story is not focused on the abuse narrative, the trauma, or the abuser. Utilize SHINE hashtags and sample Tweets, which will be sent out by NCA.
- The photo is professional quality, but does not need to follow any certain kind of composition or other convention. See the [Humans of New York page](#) for examples. Please also see our [Gathering SHINE Stories: Photography Tips for Beginners Guide](#).
- Photos do not need to feature the face or other identifying features of the survivor if the subject does not want to be seen. Held objects, angles that obscure facial features, meaningful tattoos, and other things may be used in place of a portrait.

Selfies: More Than Just A Pretty Face

You can easily create SHINE branded “selfie signs” and share them online. People anywhere can download and print colorful signs with your logo, the SHINE brand, and a message about “Why I Choose to #SHINE” that challenges viewers to participate in the trend. Giving Tuesday’s #UnSelfie campaign generated hundreds of thousands of posts featuring smiling faces of real charity supporters, driving awareness and increasing giving. Creating a moment to show your faces to the world can set off a wave of support. The only limit is your creativity! Costumes, props, famous backdrops, and lots of friends are welcome.

We Need Photographers!

NCA is building a national network of portrait photographers who may be able to help take professional-quality photos pro bono, but we can always use your help. Many of us know of professional or hobby photographers in the community. Please tell them about the SHINE project and ask if they can help by taking photos. NCA will always tag and credit photographers for images shared through the SHINE accounts if desired.



Learn to Take Photos!

It's often easier to take high-quality photos than to find a professional to do it for you. Here's a link to a guide on how to take high-quality photos. You can interview the subject and capture his or her great personality yourself if that's easier!

[Download our Gathering SHINE Stories: Photography Tips for Beginners Guide.](#)

THE “PUSH” STRATEGY

While the stories of @whyweshine will both draw people to the campaign properties and educate them through connection and reflection with real survivors, they will also serve as a springboard for further endeavors to educate the public. Fact sheets, infographics, news articles, and links to outside resources will be shared on the site as corollaries to various themes that will arise from the stories. Some of the themes will include:

- Delayed disclosure
- Grooming
- Polyvictimization
- Long-term effects of abuse
- Handling disclosure
- Reporting
- Being trauma-informed
- Resilience factors
- Support for adult survivors
- Prevalence of abuse across races, religions, cultures, socioeconomic classes, and geographies

The pages can also be used as a forum to educate followers about the CAC model, highlighting events and accomplishments across the country, and featuring stories from CAC staff about their own experiences supporting survivors.

Ultimately, we believe that connecting these three key pieces – personal stories, child abuse awareness and prevention information, and awareness of the work of CACs – will bring about a deeper and broader understanding of child abuse prevention and



healing, and promote support for CACs as conduits of the healing process.

How You Can Utilize SHINE Social Media

Sharing content from SHINE's social media accounts is a great way to raise awareness among your own communities, as well as potentially gain followers. You can also piggyback off the SHINE themes in your own outreach initiatives. Some possible uses can include:

- Use SHINE as the theme for your Child Abuse Prevention Month initiatives in April.
- Use share and use posts from @whyweshine and the SHINE Facebook page as a springboard for narrative for Facebook fundraisers.
- Connect stories and informational materials from the SHINE pages to the work and accomplishments of your own CAC.
- Gain recognition for your statewide campaign by submitting member and supporter stories to @whyweshine.

[Download SHINE social media graphics.](#)



DIGITAL & PHYSICAL CAMPAIGN ASSETS

The first step to building the SHINE movement is visibility. The bright, hopeful campaign visuals are eye-catching and will direct audiences in public spaces to learn more and engage with the growing movement—and help you activate and organize the SHINE movement within your local community. Your SHINE Campaign is all about deepening relationships and letting your activists carry the message to their networks, but first, you have to get their attention.

In this section, learn how to use the SHINE brand, messages, and images, then access, customize, and deploy SHINE messages in your community. There are even some assets NCA can provide directly, plus tips on how to get pro bono or “low-bono” in-kind help from local businesses who may want to partner and help this movement grow.

With your Chapter in the driver’s seat, you can make these promotional items a reality through scalability, affordability, and customization of bulk purchases. It’s a great way to develop or use business relationships with charitable business owners who may be able to provide this stuff for free. You can pool resources with your members, though free assets (even ones you have to purchase at cost) can be seen as a great member benefit.

EASY DESIGN TOOLS

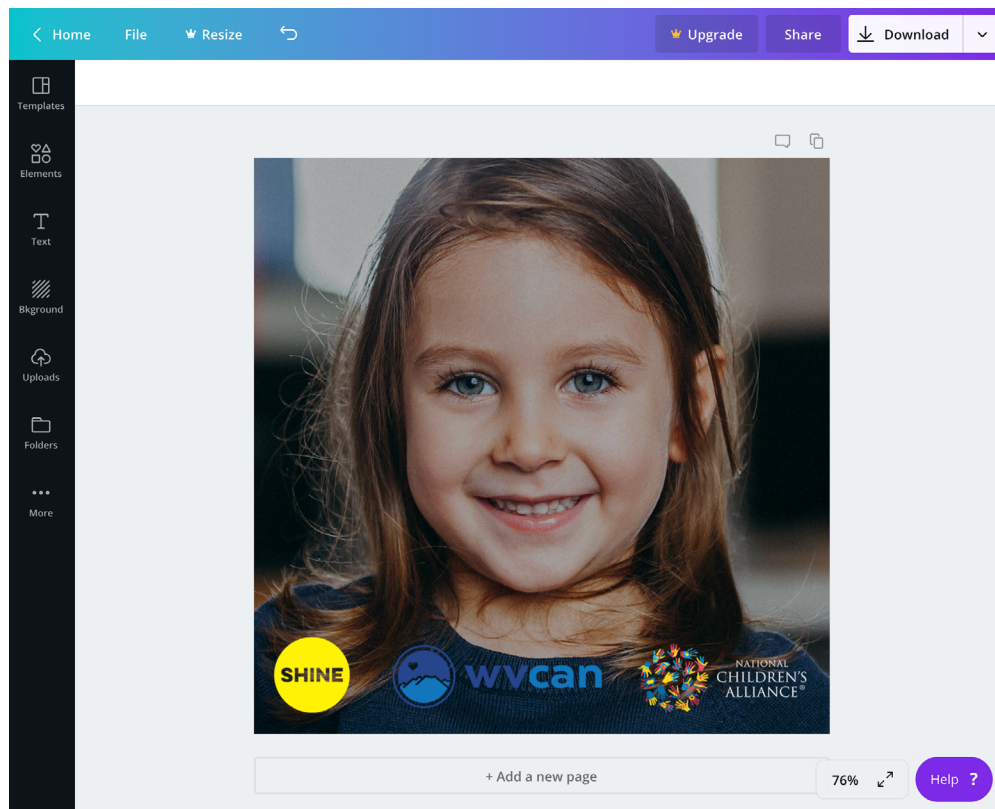
If your organization doesn’t have access to design software or a designer who can help you customize your materials, Canva.com is an online software that is available free to nonprofits. Because Canva is simple to use (even for beginners), we have designed jpgs you can drop in to different formats in Canva to make customization accessible. Just don’t forget to follow the branding guidelines found beginning on page 15 of this document.

[Click here to access posters, billboards, and social media designs ready for use in Canva.](#)



SUPPORT SURVIVORS
OF CHILD SEXUAL ABUSE

Canva Screenshot (Click the picture to visit Canva.com)



ADVANCED DESIGN PROCESS

If your organization wishes to access truly customizable source files for the SHINE art, or are working with a professional designer, please reach out to NCA at shine@nca-online.org to discuss. In addition to meeting the brand use guidelines on page 15, you'll need to send proofs of your art to NCA for review. We're happy to help, but please plan to add in 48-72 hours turnaround time to secure NCA approval, plus time to make any requested changes to meet brand guidelines.

Finally, if creating your own designs, you will need to secure your own appropriate licensing for fonts, photos, and other copyright-protected elements you use. Free stock



photos are available throughout the web, but many of the year-one photos used in the SHINE Campaign must be licensed if you wish to use them in your own custom materials. The official SHINE Campaign fonts must also be licensed. They are not terribly expensive but using unlicensed fonts can be a bad idea. [See here for more information on font licensing.](#)

BRANDING

The campaign's brand means many things, but to sum it up, we can think of it as the total audience experience when interacting with or participating in the campaign. As SHINE grows and evolves, it will become more and more of a physical, personal campaign, campaign adopters will add dimensions to this experience: events, artistic performances and works, meetups, and more.

In the early stages, though, we'll focus primarily on the visual brand and the messages we use, which can be shared and replicated throughout the digital and physical spaces where CACs operate.

Logos

The basic logos and wordmarks of the SHINE Campaign can be used on all physical and digital assets and form the visual "backbone" of the campaign brand. These assets are downloadable as a package by clicking on each one. Use them on posters, pins, bracelets, keychains, and more. A Google search for "custom branded items" will bring up many providers of affordable promotional items you may wish to have imprinted with SHINE branding to give away or sell to supporters.



SHINECAMPAIGN.ORG



SHINECAMPAIGN.ORG



SHINECAMPAIGN.ORG





SUPPORT SURVIVORS
OF CHILD SEXUAL ABUSE

Wordmarks (Year One)

These wordmarks include our core year-one message: support survivors of child sexual abuse. Use these on digital and printed materials. Because our core message will change each year of the campaign strategy, first to broaden to support for survivors of all forms of child abuse, then to focus on support for CACs, we do not recommend using these wordmarks on durable campaign items such as water bottles, shirts, reusable signage, etc.



SUPPORT SURVIVORS
OF CHILD SEXUAL ABUSE



SUPPORT SURVIVORS
OF CHILD SEXUAL ABUSE

SHINE

SUPPORT SURVIVORS
OF CHILD SEXUAL ABUSE

SHINE

SUPPORT SURVIVORS
OF CHILD SEXUAL ABUSE



SUPPORT SURVIVORS
OF CHILD SEXUAL ABUSE

SHINE

SUPPORT SURVIVORS
OF CHILD SEXUAL ABUSE

Fonts & Colors

For campaign unity, these fonts and colors should be used in all SHINE materials, whether designed in-house or by a freelance designer.

Lulo Clean One

Lulo Clean One Bold should be used for headlines and subheadings. Lulo Clean One should appear only in the campaign wordmarks and should not be used for headlines or body text. Lulo Clean is all-caps only and font tracking should be set -160.

LULO CLEAN ONE BOLD

ABCDEFGHIJKLMNOPQRSTUVWXYZ

LULO CLEAN ONE

ABCDEFGHIJKLMNOPQRSTUVWXYZ



Georgia

Georgia Regular and Georgia Italic should be used for body copy. Georgia Bold can be used as a section headline.

Georgia Regular

ABCDEFGHIJKLMNOPQRSTUVWXYZ
abcdefghijklmnopqrstuvwxyz

Georgia Bold

ABCDEFGHIJKLMNOPQRSTUVWXYZ
abcdefghijklmnopqrstuvwxyz

Georgia Italic

ABCDEFGHIJKLMNOPQRSTUVWXYZ
abcdefghijklmnopqrstuvwxyz

Georgia Bold Italic

ABCDEFGHIJKLMNOPQRSTUVWXYZ
abcdefghijklmnopqrstuvwxyz

HEADLINE


SUBHEADING

Section Heading

Body text

Colors

Color is one of the most important components in a campaign's brand identity. Color is the first element of a campaign to make an impression. Consistent use of color reinforces the values, message, and memorability of a campaign.





SUPPORT SURVIVORS
OF CHILD SEXUAL ABUSE

PRINT ASSETS

In public spaces, SHINE relies on beautiful, high-impact, large-format images to make a splash and grab the attention of audiences. Here are some template items you can use either readymade (and ready to add your logo), or customizable with photos of champions for children in your community.

When creating customized assets, we strongly recommend working with a professional designer. In your community, you may even be able to get design assistance with your SHINE materials free or discounted by graphic designers who are passionate about our cause.

Posters

Click on the designs below to access poster files.





SUPPORT SURVIVORS
OF CHILD SEXUAL ABUSE

Placement Examples

These poster files can be printed or deployed digitally. Click on the images to download. Be sure to reach out to local businesses, government agencies, transit authorities, faith communities, and others with access to high-traffic spaces to see what opportunities you can find to place these messages and reach thousands.






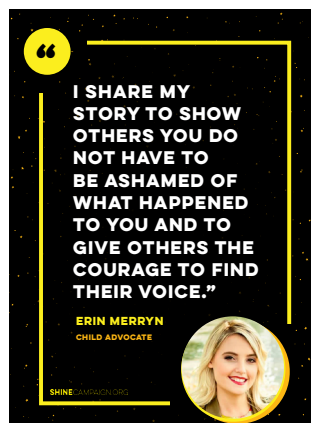
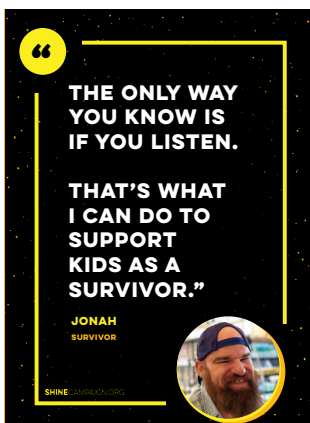
SUPPORT SURVIVORS
OF CHILD SEXUAL ABUSE



Click on the images to download billboard files.



SUPPORT SURVIVORS
OF CHILD SEXUAL ABUSE





GETTING INFLUENCERS INVOLVED

Artists, celebrities, community leaders, and other figures may be able to help you get your message out louder and clearer than you can alone. It's a good idea to approach these figures you have connections with if they have been receptive to our issue, and especially if they are public as a survivor or an ally.

As a Chapter, you may have a connection either directly or through a member with statewide influencers. Chapters may have a much easier time reaching state or even national influencers than local CACs may, and you can provide a broader platform. Chapters should also reach out to big urban CACs to see if there are connections to be made there. Save SHINE pins or selfie cards for influencers and take photos of them.

Also, think deeply about the close-knit or interest communities you can reach. A mommy blogger, a local poet, or a classical musician may not be a household name in your state, but they may have a passionate following within their community that can draw the rapt attention of thousands. Brainstorm your connections and don't be afraid to ask.

WHAT TO ASK FOR

As a CAC professional, you know best how to cultivate these relationships and ask for the things we need to help the common mission. What you're asking here is for someone to lend their voice.

Social Posts & Stories

For survivors or allies, you can ask them to share a photo and a story that you can post online. Of course, share these stories with the national SHINE social media accounts, too. If you have a local figure with lots of followers, or even a national or international public figure with local roots, you can get a huge amount of exposure for the campaign and for your Chapter.



Events & Benefits

Many influencers can draw crowds, whether through their art, music, leadership, or organizing ability. Propose an idea for an event that highlights the SHINE brand, uses it to raise funds for your Chapter or your members, or creates a social media moment.

Advocacy Help

Your influencers can help with state and federal advocacy efforts. Ask them to join you in visits to the statehouse or to local offices of your representatives in Congress. A little star power can go a long way in getting your legislative goals met, and you might even create a little SHINE excitement among your lawmaker champions by letting them shine their light. Be sure to get great photos with your pins and selfie cards when possible at legislative meetings.

INFLUENCERS IN SMALL COMMUNITIES

In towns, small cities, and rural communities, it may feel like everyone knows everyone, so influencers and civic organizations can have a huge impact. Here are some ways a rural CAC leader developed to help you lay the groundwork for a successful SHINE Campaign effort.

- Develop a two minute “pitch” that you and other board members can use when talking to local influencers. (Use a SHINE story!)
- Make a presentation at your local Rotary Club. If you are not a member, join your local Rotary Club.
- Make a presentation at your local Chamber of Commerce. Send an e-blast to go out to Chamber Members with an invitation to meet with individuals regarding the SHINE Campaign.
- Meet with local ministerial associations.
- Ask to get on the agenda at city council or county commission meetings and offer to meet over lunch with interested individuals.



- Plan an exhibit of art, poetry, music, etc. that highlights the SHINE Campaign and invite public officials, law enforcement, etc. to attend. Recognize team members present, and engage influencers in recognizing both SHINE members and team members.
- Ask to speak at churches/mosques/synagogues about SHINE.
- Send personal emails to local and state politicians announcing the SHINE Campaign and invite them to any function you are planning. Let them know that the media will be in attendance (be sure to alert the media).
- Have talking points available for public officials and other influencers so they can feel confident when addressing any media questions.
- Talk about SHINE and activities you are considering. What do they think? Ask the influencer if they have any other ideas to engage members of the community.
- Ask board members to make personal appeals to influencers they know, and offer to meet over lunch/dinner with influencers and the board member to discuss the SHINE Campaign.
- Develop relationships with adult survivors and ask them to attend meetings with key influencers to tell their stories before making a pitch for support.
- If creating a fundraising goal, do not announce the goal until you have a large portion of the goal (70-90%) in hand. Cultivate donors individually before announcing the campaign. Your goal is not to start from zero, but use the campaign to get the last bit of the way there (and then some).
- Use material from toolkit to develop your local pitch. No need to reinvent the wheel, but be sure to personalize it for your CAC.