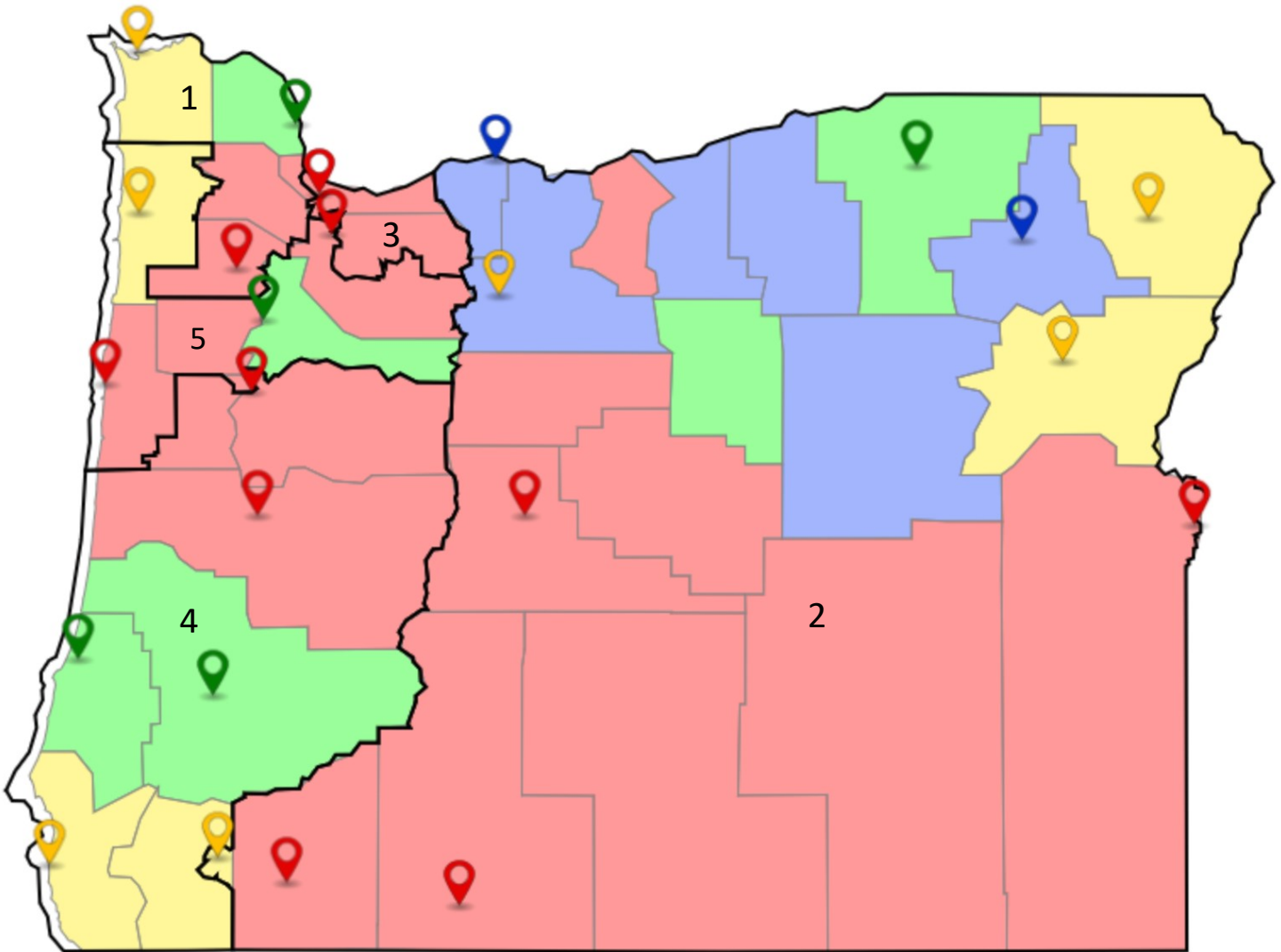










Oregon Children's Advocacy Centers

CAC Locations, Coverage Areas by NCA Membership Status Level, Congressional Districts



Congressional District

National Children's Alliance Membership Status

- | | |
|--|--|
|  Accredited Member |  County Served by an Accredited CAC |
|  Associate/Developing Member |  County Served by an Associate/Developing CAC |
|  Affiliate Member |  County Served by an Affiliate CAC |
|  Non-Member CAC/MDT |  County Served by a Non-Member CAC/MDT |

83% of Counties (30 of 36)
Covered by NCA Member CACs
 50% (18) Accredited
 16.7% (6) Associate/Developing
 16.7% (6) Affiliate
 Additional 16.7% (6) Covered by Non-Member CACs

