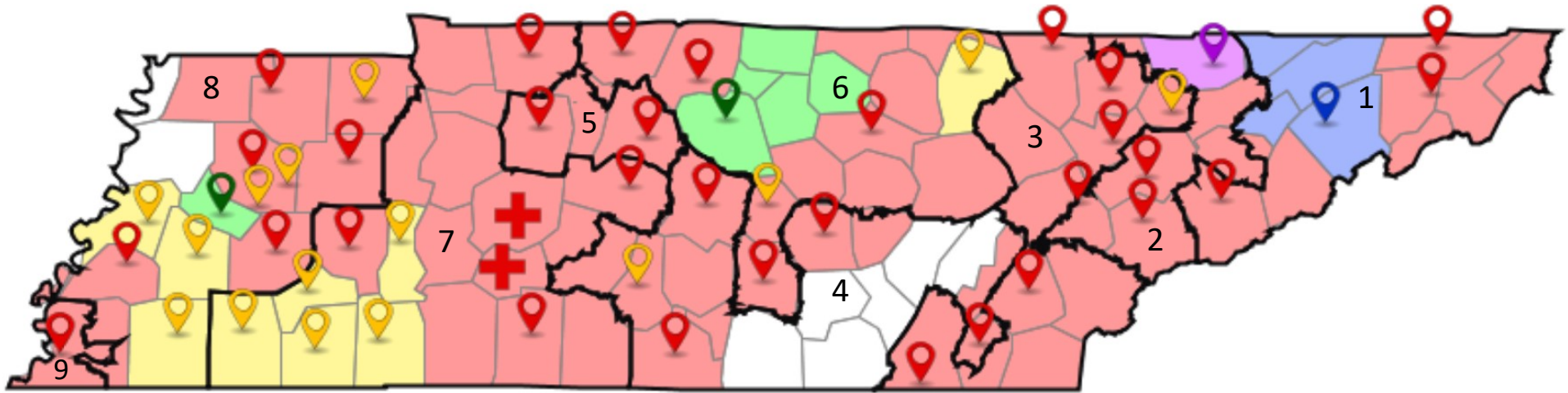













Tennessee Children's Advocacy Centers

CAC Locations, Coverage Areas by NCA Membership Status Level, Congressional Districts



National Children's Alliance Membership Status

- | | | | |
|---|--|---|--|
|  | Accredited Member |  | County Served by an Accredited CAC (May also receive services from a Non-Member CAC/MDT) |
|  | Secondary Location of an Accredited Member |  | County Served by a Satellite Member CAC |
|  | NCA Satellite Member |  | County Served by an Associate/Developing CAC |
|  | Associate/Developing Member |  | County Served by an Affiliate CAC |
|  | Affiliate Member |  | County Served by a Non-Member CAC/MDT |
|  | Non-Member CAC/MDT | | |

Congressional District

82% of Counties (78 of 95) Covered by NCA Member CACs
 70.5% (67) Accredited
 1% (1) Satellite NCA Members
 4.2% (4) Associate/Developing
 6.3% (6) Affiliate
 Additional 9.5% (9) Covered by Non-Member CACs



Tennessee Children's Advocacy Centers



NATIONAL CHILDREN'S ALLIANCE®