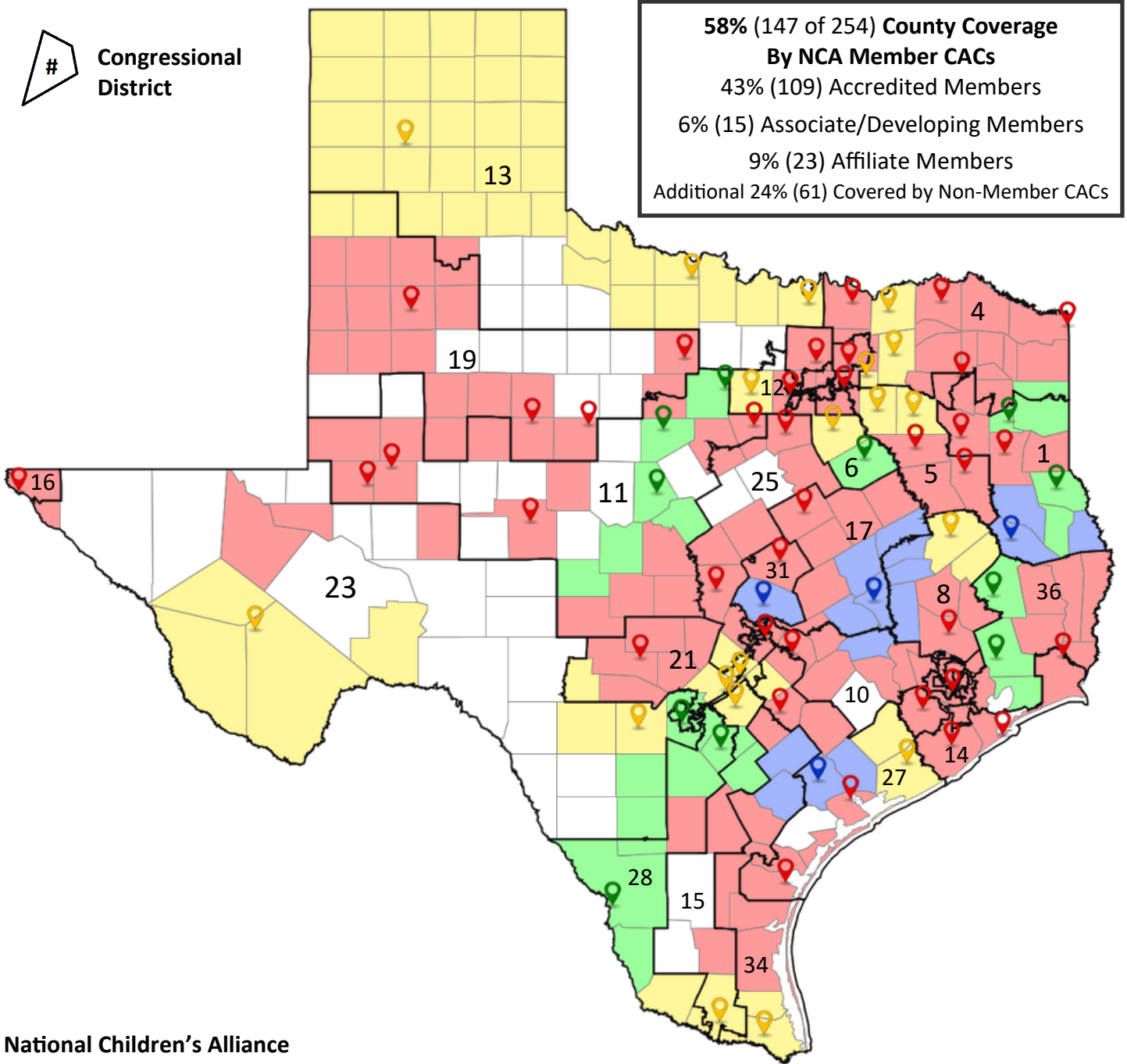










Texas Children's Advocacy Centers

CAC Locations & Coverage Areas by NCA Membership Status Level



**58% (147 of 254) County Coverage
By NCA Member CACs**
 43% (109) Accredited Members
 6% (15) Associate/Developing Members
 9% (23) Affiliate Members
 Additional 24% (61) Covered by Non-Member CACs

National Children's Alliance Membership Status

- | | | | |
|---|-----------------------------|---|--|
|  | Accredited Member |  | County Served by an Accredited CAC |
|  | Associate/Developing Member |  | County Served by an Associate/Developing CAC |
|  | Affiliate Member |  | County Served by an Affiliate CAC |
|  | Non-Member CAC/MDT |  | County Served by a Non-Member CAC/MDT |



children's advocacy centers™ of texas



NATIONAL CHILDREN'S ALLIANCE®