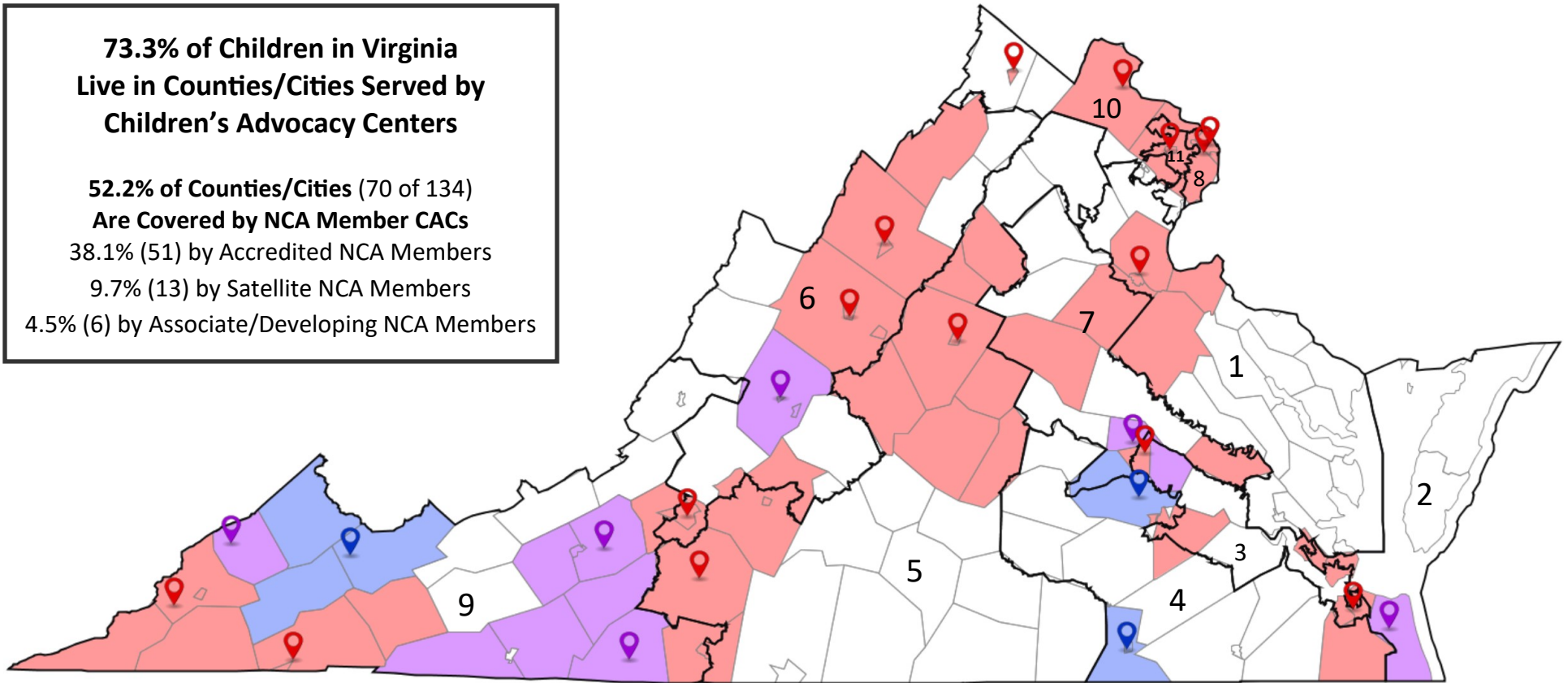


Virginia Children's Advocacy Centers - 2019


CAC Locations, Coverage Areas by NCA Membership Status Level, Congressional Districts

73.3% of Children in Virginia Live in Counties/Cities Served by Children's Advocacy Centers


52.2% of Counties/Cities (70 of 134) Are Covered by NCA Member CACs
 38.1% (51) by Accredited NCA Members
 9.7% (13) by Satellite NCA Members
 4.5% (6) by Associate/Developing NCA Members



National Children's Alliance Membership Status

-  NCA Accredited Member
-  NCA Associate/Developing Member
-  NCA Satellite Member

Congressional District

-  County/City Served by an Accredited CAC
-  County/City Served by an Associate/Developing CAC
-  County/City Served by a Satellite Member CAC

